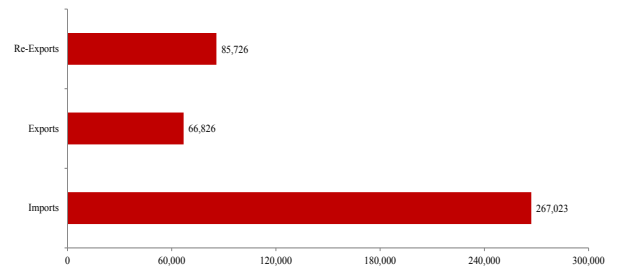


Non-Oil Foreign Trade

First Half 2016 - Emirate of Dubai

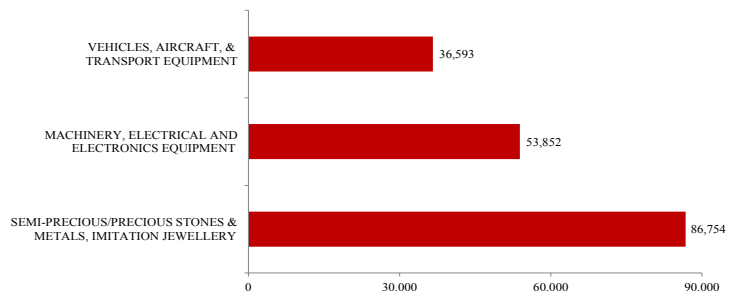
Direct Foreign Trade

- Direct Foreign Trade Imports amounted 267,023 Million AED in First Half 2016, with contribution of 63.6%.
- Direct Foreign Trade Exports amounted 66,826 Million AED in First Half 2016, with contribution of 15.9%.
- Direct Foreign Trade Re-Exports amounted 85,726 Million AED in First Half 2016, with contribution of 20.4%.



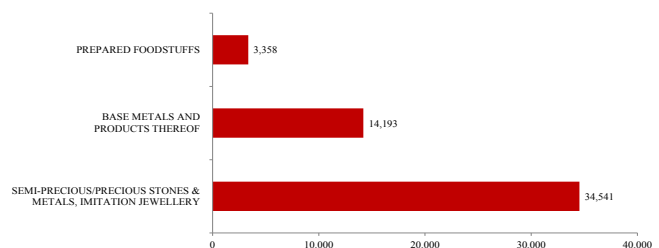
- In First Half 2016, Semi-precious/precious stones & metals, imitation jewelry obtain the lead in Imports with amount of 86,754 Million AED and contribution of 32.5%, then Machinery, electrical and electronics equipment amounted to 53,852 Million AED with contribution of 20.2%, followed by Vehicles, aircraft, & transport equipment amounted to 36,593 Million AED with contribution of 13.7%.

The most outstanding sections in Direct Foreign Trade Imports (value in Million)



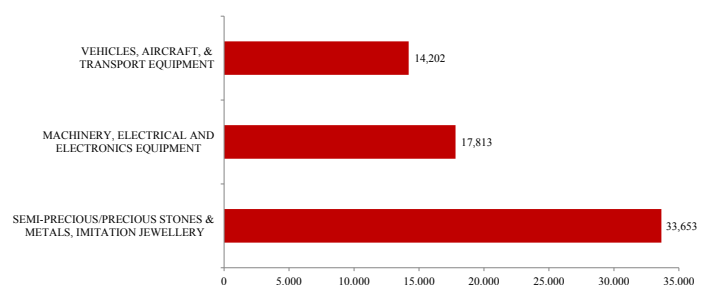
- In First Half 2016, Semi-precious/precious stones & metals, imitation jewelry obtain the lead in Exports with amount of 34,541 Million AED and contribution of 51.7%, then Base metals and products thereof amounted to 14,193 Million AED with contribution of 21.2%, followed by Prepared foodstuffs amounted to 3,358 Million AED with contribution of 5.0%.

The most outstanding sections in Direct Foreign Trade Exports (value in Million)



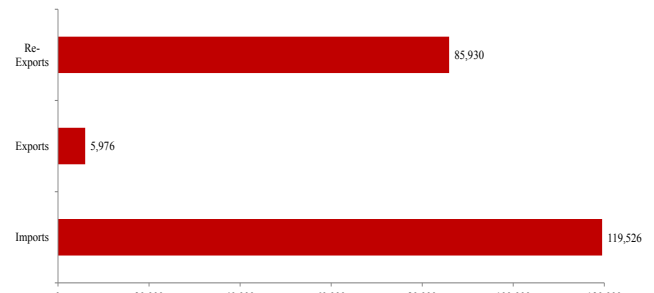
- In First Half 2016, Semi-precious/precious stones & metals, imitation jewelry obtain the lead in Re-Export with amount of 33,653 Million AED and contribution of 39.3%, then Machinery, electrical and electronics equipment amounted to 17,813 Million AED with contribution of 20.8%, followed by Vehicles, aircraft, & transport equipment amounted to 14,202 Million AED with contribution of 16.6%.

The most outstanding sections in Direct Foreign Trade Re-Exports (value in Million)



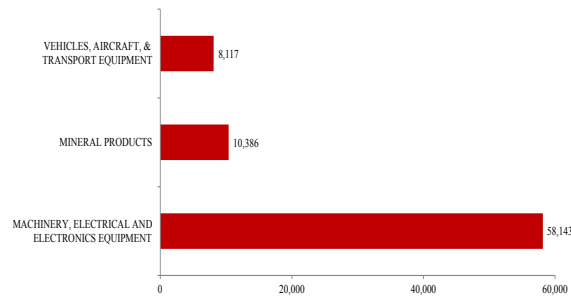
Free Zone Trade

- Imports amounted to 119,526 Million AED and contributed 56.5% of Free Zone Trade in First Half 2016.
- Exports amounted to 5,976 Million AED and contributed 2.8% of Free Zone Trade in First Half 2016.
- Re-Exports amounted to 85,930 Million AED and contributed 40.6% of Free Zone Trade in First Half 2016.



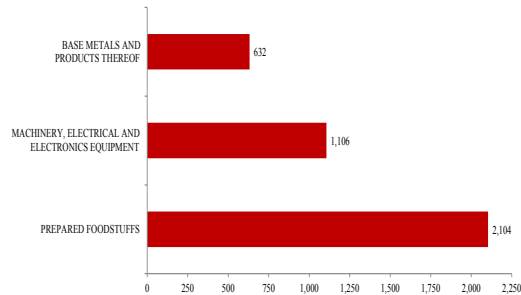
- In First Half 2016, Machinery, electrical and electronics equipment obtain the lead in Imports of Free Zone Trade with amount of 58,143 Million AED and contribution of 48.6%, then Mineral products amounted to 10,386 Million AED with contribution of 8.7%, followed by Vehicles, aircraft, & transport equipment amounted to 8,117 Million AED and contribution of 6.8%.

The most outstanding sections in Free Zone Trade Imports (value in Million)



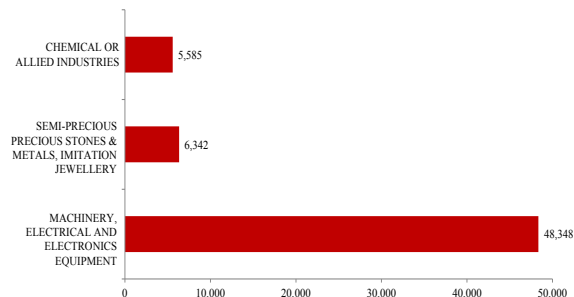
- In First Half 2016, Prepared foodstuffs obtain the lead in Exports of Free Zone Trade with amount of 2,104 Million AED and contribution of 35.2%, then Machinery, electrical and electronics equipment amounted to 1,106 Million AED with contribution of 18.5%, followed by Base metals and products thereof amounted to 632 Million AED and contribution of 10.6%.

The most outstanding sections in Free Zone Trade Exports (value in Million)



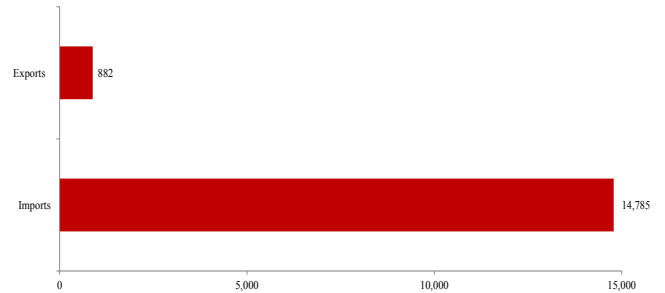
- In First Half 2016, Machinery, electrical and electronics equipment obtain the lead in Re-Export of Free Zone Trade with amount of 48,348 Million AED and contribution of 56.3%, then Semi-precious/precious stones & metals, imitation jewelry amounted to 6,342 Million AED with contribution of 7.4%, followed by Chemical or allied industries amounted to 5,585 Million AED and contribution of 6.5%.

The most outstanding sections in Free Zone Trade Re-Exports (value in Million)



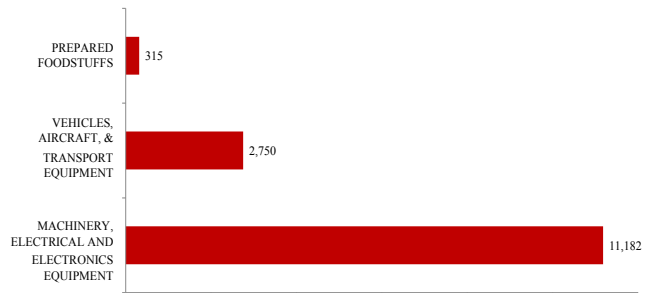
Custom Warehouse Trade

- Imports amounted to 14,785 Million AED and contributed 94.4% of Custom Warehouse Trade in First Half 2016.
- Exports amounted to 882 Million AED and contributed 5.6% of Custom Warehouse Trade in First Half 2016.



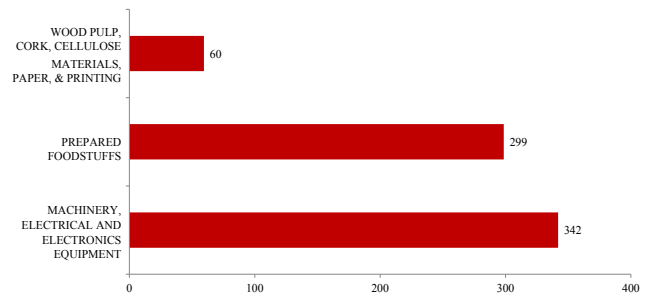
- In First Half 2016, Machinery, electrical and electronics equipment obtain the lead in Imports of Custom Warehouse Trade with amount of 11,182 Million AED and contribution of 75.6%, then Vehicles, aircraft, & transport equipment amounted to 2,750 Million AED with contribution of 18.6%, followed by Prepared foodstuffs amounted to 315 Million AED and contribution of 2.1%.

The most outstanding sections in Custom Warehouse Trade Imports (value in Million)



- In First Half 2016, Machinery, electrical and electronics equipment obtain the lead in Exports of Custom Warehouse Trade with amount of 342 Million AED and contribution of 38.8%, then Prepared foodstuffs amounted to 299 Million AED with contribution of 33.9%, followed by Wood pulp, cork, cellulose materials, paper, & printing amounted to 60 Million AED and contribution of 6.7%.

The most outstanding sections in Custom Warehouse Trade Exports (value in Million)



*Equal values due to rounding process.